

# TECHNOLOGY IN EDUCATION

# 62%

of teachers and students feel that the technology offered by their school helps differentiate it from others.



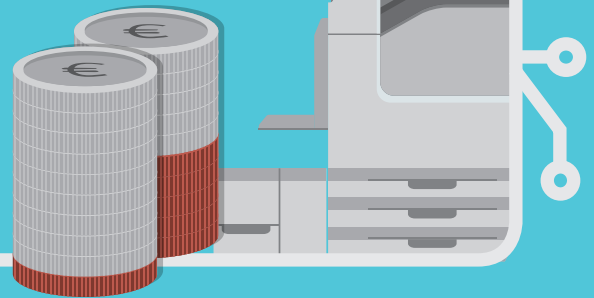
# 52%

of teachers and 45% of students want more up-to-date computers.



# 58%

of students said they had to pay to print. 9% of teachers said they make money from student printing.



## Most important to the teaching role

# 24%

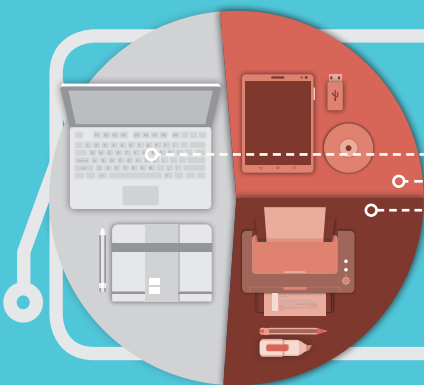
Using technology to reduce costs

# 24%

Creating effective education collateral

# 43%

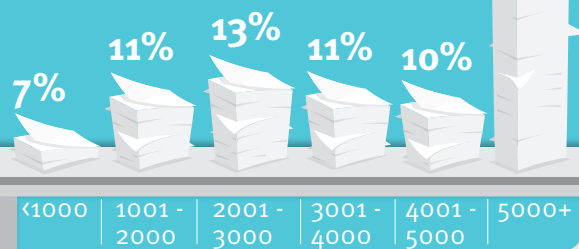
Both



# 48%

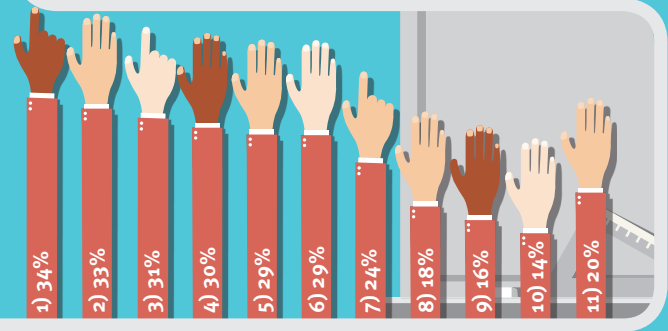
of teachers said that on average they print more than 5,000 sheets of paper per term.

Average sheets per term



Of the 10 key anticipated learning trends for 2015, which are your school or college actively engaged in implementing now?

- 1) New approaches to assessment
- 2) Learner agency
- 3) Learning analytics
- 4) Learner orientation
- 5) Digital convergence
- 6) Inclusive design
- 7) Innovation
- 8) Global connectedness
- 9) Networked organisations
- 10) Maker culture
- 11) None of these





1/3

of teachers and students would like better quality printing in the next year.

25%

of teachers felt they needed assistance in areas such as digital convergence and learning analytics.



34%

of teachers said that their school or college actively engaged in new approaches to assessment.

34%

of teachers and 27% of students would like easier to use technology in their schools over the next year.

